

# Elements that can enhance the appearance of an interior space

Pahlowan Mahbub Haider

*Shanto-Mariam University of Creative Technology*

Submitted: 15-11-2022

Accepted: 25-11-2022

**ABSTRACT:** Interior Space means a particular space allotted for individuals or a group of people to perform several functions. Interior spaces can be used as a residence, office, restaurant and so on. Interior space -its surroundings and its internal environment play a tremendously significant role in our life as people spend most of their time in different types of interior spaces. Currently due to over population, price hike and demand interior space is shrinking. Specially in cities and industrial areas interior space is extremely costly, plus nowadays it is difficult to manage adequate interior space for use. Therefore, various sort of methods is required to turn a small space into a functional and livable interior environment. The key objective is to gather secondary data, carry out local case study and identify the elements or methods that can play a vital role to increase the look, space and atmosphere of any interior space.

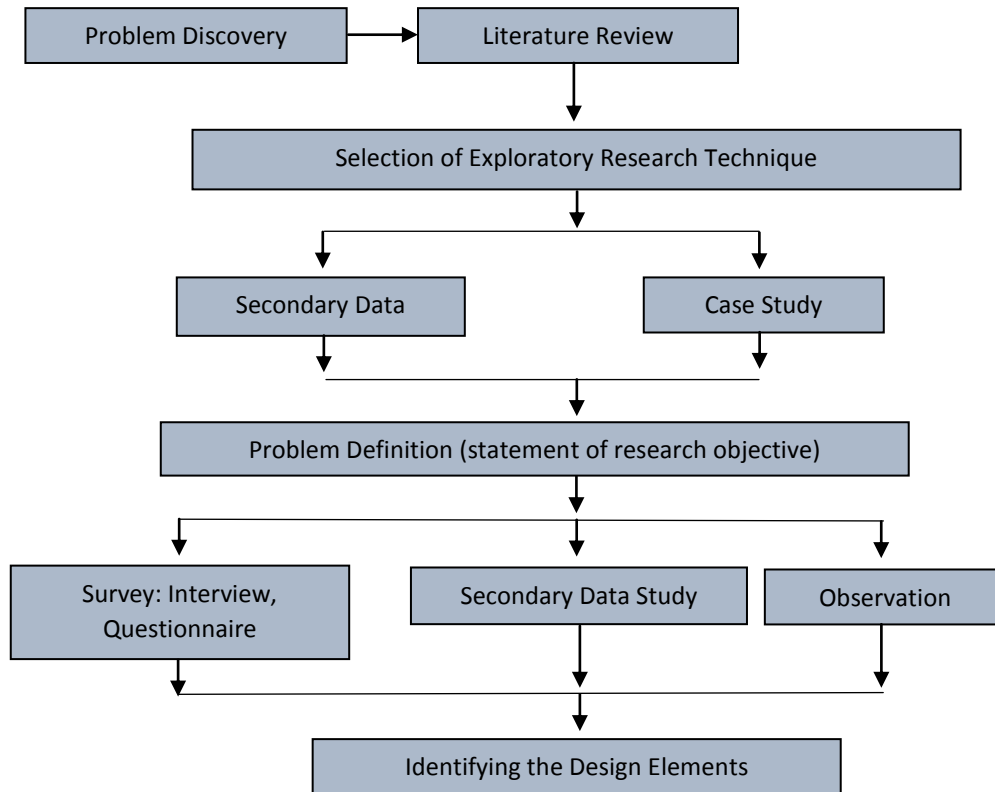
**Key words:** Interior Space Design, Interior Space Planning, Color, Furniture Design, Flooring Design, Ceiling Design, Interior Lighting Design, Interior Accessories.

## I. INTRODUCTION

Though this issue is applicable for every interior space universally but residential interior spaces of Dhaka, Bangladesh has been taken as

study subject which will assist to provide an authentic clear picture of this thoughtful issue. Dhaka is the capital of Bangladesh and one of the major megacities in the world. This city approximately accommodates a vast population of over 14.5 million. For this mammoth population housing is a real need and in turn housing sector is facing major challenges in Dhaka. Living in apartment houses is a pressing trend in the lifestyle of the citizens of Dhaka city. Apartment buildings are constructed both in inner city areas as well as in outer, especially along the main thoroughfares. The housing market is expanding day by day. Due to scarcity, speculation and increasing demand, the price of land in the city is increasing at a phenomenal pace: about 20 to 50 times in the last 15 years. Because of that reason apartment price is rising but the size is shrinking. Designing and arranging the small space with best aesthetic and functional output is the biggest challenge nowadays. Designers have to design a small space to give a bigger and better look. Thus, identifying the elements that can improve and increase the look of the interior space is badly required. Through secondary data the authenticity of the issue will be confirmed and case studies plus questionnaires will aid to identify the design essentials which can increase the look of interior space.

## II. METHODOLOGY



## III. SURVEY AND DATA ANALYSIS

This Data was published by Bangladesh Research Publication Journal, November-December 2014. Prepared by S.M. Labib, Musfiqur Rahman Bhuiya and Md. ZahidurRahaman from Department of Urban and Regional Planning, Bangladesh University of Engineering and Technology, Bangladesh. This report will help to understand the reasons behind apartment price rising and shrinking size.

### Study area profile

Dhaka is situated between latitudes 24°40' N to 24°54' N and longitudes 90°20' E to 90°30' . E.

A substantial portion of the adjoining low-lying areas have recently been brought under the structured zones of the city due to the accelerated rate of the urban growth in Dhaka. Dhaka Municipal Corporation & Surrounding Thanas, usually known as Dhaka metropolitan area (DMA); have an area of 300.97 square kilometers. this area has a population density of 30,748.8 person/km. The population growth rate of Dhaka city is 4.34% per annum. Average dwelling size or family size is 4.9 persons per household. Dhaka is now growing with an unprecedented growth accommodating 600,000 people per year.

### Target income group

Income group	Income range (Monthly in TK)	Percentages	Remarks
High income	80000-100000 and 100000+	20%	Potential group
Upper middle income	60000-80000	23%	Highly Potential
Mid-middle income	40000-60000	38%	Highly Potential
Low-middle income/ low income	20000-40000	19%	Low potential group

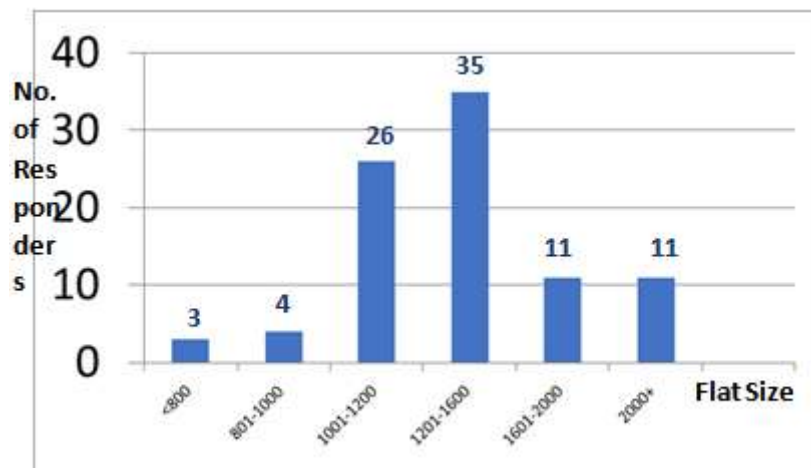
**Factors influencing the location preference for flats all round Dhaka city**

Rank of the factors	Factors	Weighted index value
1st	Affordable and price within budget	5.00
2nd	Residential living environment	4.77
3rd	Better communication with work place	4.33
4th	Living in the same area for long time	4.21
5th	Near to educational facilities	4.13
6th	Biased by relatives	3.58
7th	Near to prime locations	3.01

**Buyers flat size preference**

Size of flats varies according to the income capacity of the buyers mainly. Family size is another factor for the varying size of the flats. For the study, respondent searching flats less than 1000 square feet are considered as lower middle-

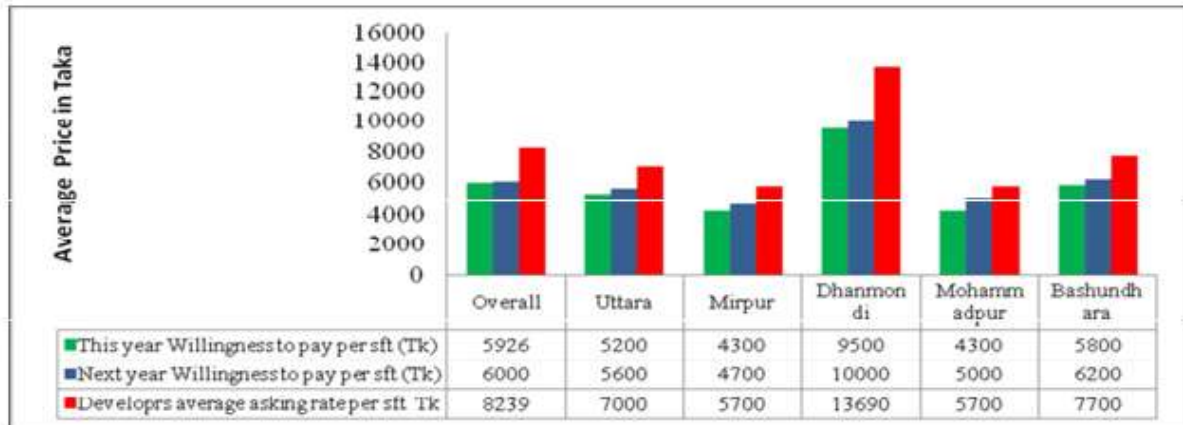
income group, 1000-1200 square feet is considered as mid-middle-income group and 1200-1600 square feet is considered as upper middle-income group and finally respondents searching flats above 1600 square feet is considered as high-income group.



**Apartment price analysis**

There is always a gap between the buyers' willingness to pay for flats and the asking price by the developers. Buyers are mostly looking for flats with least price and moderate to high quality. But developers are focused on profit maximization. Hence the willingness to pay to acquire a flat by buyers vary significantly from the asking rate of

the developers, there is also variation in willingness to pay according to different area of Dhaka. On an average for all areas in Dhaka respondents are willing to pay approximately 5900 BDT. While for the next year it will be approximately 6000 BDT, but the standard deviation of this average is high, approximately BDT 4900.



### Case Study 01

Owner Name: Ehsanul Alam Zubair.  
 Address: Road no.4, Badda, Dhaka.  
 Apartment Size: 1550 sft.



Using wall hanging shelf is a great way to save space. Many decorative and useful stuff can be stored without blocking floor space.

Simple designed bed provides a visual comfort and space underneath the bed allows more open space.

Bedside table with Exposed legs provides more open space.

Fig 01: Master Bedroom View 01



Covering windows with heavy curtain prevents natural light and exterior view. More light gives a space depth. About privacy, roman shades or blinds instead of curtains look less crowded.

Mirror in an interior space reflects light which makes the place brighter and provides more visual space.

Circulation is very important. Narrow walking space between furniture makes the room smaller.

Fig 02: Master Bedroom View 02



Having a corner shelf is a great way to save space and using the corner of the room. Many decorative and useful stuff can be stored.

Unplanned placement of any furniture can block the circulation and can create visual disturbance.

Heavy decorated and big seater blocks a big part of the small room space and creates visual discomfort.

Fig 03: Master Bedroom View 03



It is better to use different shades of color. Light color gives a visual comfort and spacious feel.

Color Combination among wall, furniture, soft furnish is very important. Different colors in one room can create visual discomfort and messy look.

Big and decorative bed in a small room can waste huge space. It is better to put simple designed and small size bed to save space.

Fig 04: Child Bedroom View 01



Blocking a full wall with furniture is not a good option. This kind of furniture makes the interior space look smaller.

Lighting is a very important part of interior space. Specially for such narrow space, without lighting goes unnoticed most of the time.

Narrow walking space is always uncomfortable and such narrow space makes the room look small.

Fig 05: Child Bedroom View 02



Fig 06: Child Bedroom View 03

Using different colors in same room can create distraction and visual disturbance. Different shades of one color can be used for variation.

Decorated and big furniture blocks a big part of the small room space and creates visual discomfort.

Large size flooring material (tiles) makes the room look smaller.



Fig 07: Living Room View

Using different colors in one room can create distraction and visual disturbance. Different shades of one color can be used for variation.

Proper artificial lighting gives an interior space brighter, better and bigger look.

Decorative big sofa occupies huge space and also creates visual discomfort.



Fig 08: Dining Room View

Using bright wall color can be disturbing sometimes. Light color gives a visual comfort and spacious feel.

Table with clear glass top and expose legs provides a visual comfort and allows more open space.

Space can be saved by designing a showcase or cabinet in a corner, gap or punch. The visual discomfort can be solved through clear glass doors.

Large size flooring material (tiles) with different color makes the room look smaller.

### CASE STUDY 02

Owner Name: Maman Sharker.

Address: Road No. 9/c, Sector No. 5, Uttara.

Apartment Size: 1600 sft.



Without false ceiling the space might look ordinary but it allows more room space.

Light color gives a visual comfort and spacious feel.

Simple designed and expose legged bed provides a visual comfort and space underneath the bed allows more open space.

Large size flooring material (tiles) makes the room look smaller.

**Fig 09: Master Bedroom View**

Full wall cabinet covers a huge floor space but the visual discomfort can be solved through clear glass doors.

Mirror in an interior space reflects light which makes the place brighter and provides more visual space.

Simple designed and expose legged Furniture provides a visual comfort and allows more open space.



**Fig 10: Dining Room View**



Multi-functional furniture always save space.

Simple designed furniture with clear glass top allows to visualize and see more space.

Big vase or decorative show pieces can block interior space.

Fig 11: Living Room View 01

Simple and small ceiling design provides more interior space along with the decorative beauty.

Light color gives a visual comfort and spacious feel.

Space between the wall and furniture gives a more Open look.

Use rugs or carpets to separate one room into smaller spaces and create different zones.



Fig 12: Living Room View 02





Big furniture blocks a big part of the small room space and creates visual discomfort.

Big box bed blocks a big part of the small room space and creates visual discomfort.

Light cool color gives visual comfort and makes the room brighter.

Color combination among furniture and wall is very important. Using different colors in one room can create distraction.

Fig 13: Child Bedroom View

Covering windows with heavy curtain prevents natural light and exterior view. More light gives a space depth.

Circulation gives a room spacious look. A sufficient, proper and comfortable circulation can change the entire look of the room.

Large size flooring material (tiles) makes the room look smaller.

Even a big size bed can easily fit in a room with exposed legs, space below it and simple design.



Fig 14: Guest Bedroom View

**Case Study 03**

**Owner Name: Mashis Uddin Ahmed Abir.**

**Address: Road No.12, Sector No. 4, Uttara.**

**Apartment Size: 1600 sft**



Fig 15: Master Bedroom View

Blocking a full wall with furniture is not a good option. This kind of furniture makes the interior space look smaller

Circulation is very important. Narrow walking space between furniture makes the room smaller.

Covering windows with heavy curtain prevents natural light and exterior view. More light gives a space depth.

Low height bed with simple and small side table allows more open and exposing space.

Use rugs or carpets to separate one small room and create different zones.

White or milky white color wall color makes room brighter and gives a spacious look.



Fig 16: Child Bedroom View



Fig 17: Guest Bedroom View

Small room with warm color (especially red) on the wall can create visual discomfort and makes the room look smaller.

Covering windows in a small room with heavy curtain prevents natural light and exterior view. Also creates visual discomfort.

Low height bed allows more open and exposing space.

White or milky white color wall color makes room brighter and gives a spacious look.

Space can be saved by designing a showcase or cabinet in a corner, gap or punch. The visual discomfort can be solved through clear glass doors.

Simple designed and expose legged Furniture provides a visual comfort and allows more open space.



Fig 18: Dining Room View

#### Case Study 04

Owner Name: Shah Mominul Islam Chowdhury.

Address: Block A, Lalmatia, Dhaka.

Apartment Size: 1600 sft



Fig 19: Master Bedroom View 01

Simple designed and expose legged bed provides a visual comfort and space underneath the bed allows more open space.

White or milky white color wall color makes room brighter and gives a spacious look.

Wide window openings allow natural light and exterior view. More light gives a space depth.

Creating more than one different zone or corner in the same room can provide spacious look to an interior space.

Space can be saved by designing a showcase, cabinet and shelf in a corner, gap or punch.

Mirror in an interior space reflects light which makes the place brighter and provides more visual space.

Large size flooring material (tiles) makes the room look smaller.



Fig 20: Master Bedroom View 02



Fig 21: Guest Bedroom View 01

Mirror in an interior space reflects light which makes the place brighter and provides more visual space.

Space can be saved by designing cabinets in a corner, gap or punch.

Simple designed and expose legged Furniture provides a visual comfort and allows more open space.

Wide window openings allow natural light and exterior view. More light gives a space depth. But blocking it may give it the opposite output.

Proper color combination with furniture and wall gives a spacious look to a small room.

Large size flooring material (tiles) makes the room look smaller.



Fig 22: Guest Bedroom View 02



Fig 23: Dining Room View

Wide window openings allow natural light and exterior view. More light gives a space depth.

Simple designed and expose legged Furniture provides a visual comfort and allows more open space.

Space can be saved by designing a showcase, cabinet and shelf in a corner, gap or punch.

Simple and small ceiling design provides more interior space along with the decorative beauty.

Wide window openings allow natural light and exterior view. More light gives a space depth. But blocking it may give it the opposite output.

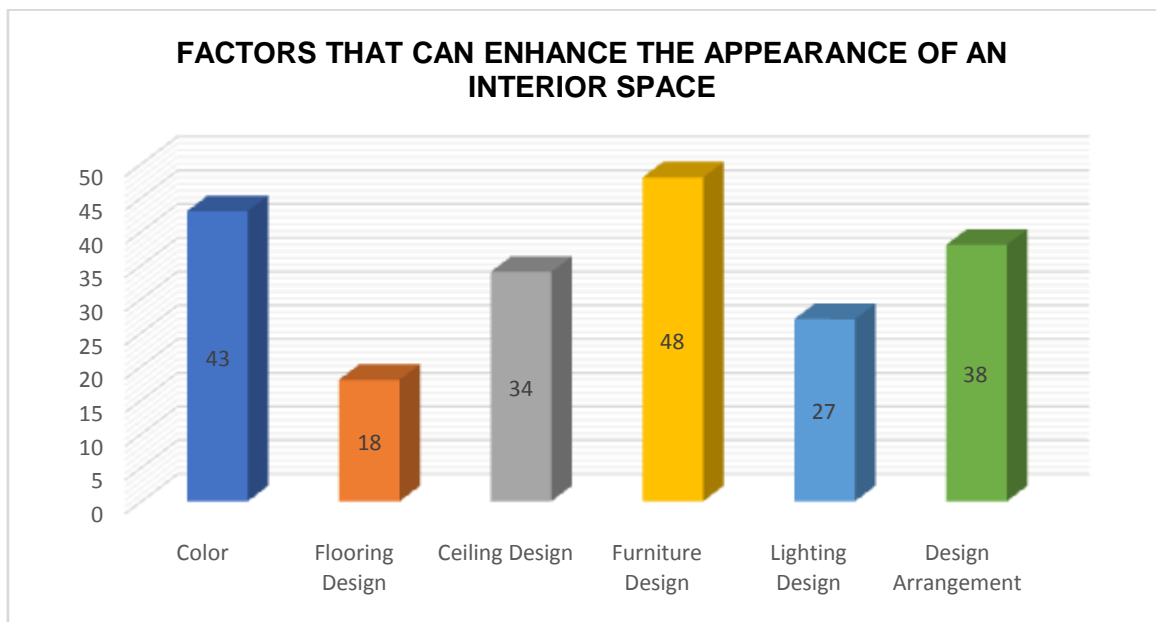
Proper color combination with furniture and wall gives a spacious look to a small room.

Different color, painting or any art work can be placed on the wall to create focus. A proper focal point in a small room gives a spacious feel.



Fig 24: Living Room View

For better understanding of this matter, feedback of the users was necessary. Fifty (50) apartment and commercial space owners in Dhaka city were asked to determine the elements that can enhance the appearance of an interior space.



Out of fifty (50) persons forty-three (43) person thinks color has an impact on the appearance of an interior space. Among them eighteen (18) person thinks that flooring design also has similar impact. Thirty-four (34) person approves that ceiling design and forty-eight (48) person agrees that furniture design technique can

visually increase the interior space. Moreover, about twenty-seven (27) person says lighting design and thirty-eight (38) person believes that interior design arrangements can enhance the appearance of an interior space.

#### IV. CONCLUSION

The apartment size is shrinking. So that is why interior space and room size is also getting smaller. There is no other way to expand the interior space. Designer can only create or give a visually spacious feel to its user through using several techniques. To create proper interior space and give it a spacious feel, the designer has to implement every technique very carefully. A simple mistake or overdoing may give the entire interior space a disturbing and messy look.

#### V. FINDINGS

A good interior design from a user point of view is the one that results into a comfortable, functional, practical and convenient interior that defines or reflects their mood, life style, personality and taste. Today, generally large interior space has been reduced to small living spaces, due to economy and convenience, such as studio apartments, tiny homes and shared office or commercial space. As it is a matter of visualizing the interior space; artificially created feeling or Illusions of space combined with designed furniture pieces, colors, practical storage ideas and thought-out organizational plans combined with basic interior design principles for small spaces can help to accomplish the required interior. Factors that can help to change the interior space looks are:

##### ❑ Color (furniture and wall)

Color plays a very important role in an interior space. It creates a huge impact on interior designing. A well-arranged interior space equipped with highly functional furniture can be a disaster to its user due to the wrong implementation, composition and arrangement of color. Color can make a space look bigger or smaller, better or worse, irritating or refreshing. Color can create visual balance and harmony.

##### ❑ Flooring Design

Flooring or floor covering is a term to generically describe any finish material applied over a floor structure to provide a walking surface. It plays a very important role in an interior space look. As making a room look bigger totally depends on visualizing; size of the flooring material, its design or texture and ways of its arrangement can create huge impact on its viewer or user.

##### ❑ Furniture Design & Multi-functional Furniture

Simple designed furniture gives a feel of openness on the other hand decorative furniture creates visual barrier and discomfort. In a small room every inch is very important. The more exposed space, bigger and better it looks. A four-legged bed provides more visible space than a box bed. Huge structured big furniture occupies more space. It is better to use slim and comparatively small size cabinet to provide more free space. Glossy material reflects more lights so it is better to coat the furniture surface with glossy material. One of the biggest challenges in a small space is to provide required functions. A multifunctional furniture can be any furniture with more than one functions. One of the main purposes of furniture into a room is to provide storage space. Which occupies interior floor space. Wall hanging shelf serves greatly as a storage device often without wasting any floor space. Visually such furniture gives a specious feel.

##### ❑ Lighting (Natural & Artificial)

The lighting changes the mood of a room just as it does the perceived size of a room. The elements that come together when the right lighting is achieved transform a room into a whole combination of functionality and style. Darker colors make a room feel smaller and confined. The illusion of space is defined by light reflected off of the surfaces of the walls. Both natural and man-made lighting help with the illusion of space. For a darker room, discover ways to bring in more natural light.

##### ❑ Ceiling Design

The size of the false ceiling is a very important factor for small room. Huge false ceiling (fully covered) can easily reduce the vertical length of a room and can make the room look smaller. It is better not to design any false ceiling for a small room. The ceiling can be decorated by using color illusion or wall papers. Small and simple false ceiling can be designed if it is badly required.

##### ❑ Design & Arrangement Techniques

The look of the interior space mostly depends on its designing of the space and its furniture arrangement. One of the common practice and thought is partition walls has to be brick walls. But brick wall blocks a big space of a room which makes the small interior space or room looks even smaller. Instead of that glass partition, board partition or CNC panel can make the space more decorative and spacious too. The more circulation and space provided in a room, the more it will look spacious.

Windows were used for air circulation only but not anymore. Now window plays a very important role in an interior space. A big wide window allows more natural light in the interior space and helps the interior space to merge with the outdoor.

Mirror is also a part of design and plays an important role. Mirror reflects lights. So, it gives visual feelings of spaciousness to its user. Placement size of the mirror is very important. Large mirror works great opposite of the entry door, the window or at any corner of the room. Even the furniture surface like cabinet, bed's headrest etc. can be covered with mirror to provide more spacious look.

### REFERENCES

1. Architecture Form, Space, and Order by Francis D.K. Ching (4<sup>th</sup> edition)
2. Interior design of the 20th century by Anne Massey (1990)
3. Color in Interior Design by John F. Pile (2<sup>nd</sup> Edition)
4. The Emergence of the Interior, Architecture, Modernity, Domesticity by Charles Rice (2007)
5. Interior Design Illustrated by Francis D.K. Ching, Corky Binggeli (3<sup>rd</sup> edition)
11. <https://www.arch2o.com/how-lighting-affects-interior-design-check-projects/>
12. The Impact of Lighting on Impressions of Interior Space By Amy Gemelli, Mohd Fairuz Shiratuddin, Doris Kemp
13. <https://www.wiprolighting.com/blog/what-is-the-importance-of-lighting-in-interior-designing>
14. <https://www.sicces.co.in/dreamzone/advantages-of-a-false-ceiling/>
15. <https://www.thespruce.com/enlarge-your-interiors-with-mirrors-1835447>
16. <https://www.mirrorcity.com.au/blogs/blogs/the-benefits-of-using-mirrors-in-interior-design>
17. <https://antiqueglassltd.co.uk/the-influence-of-windows-in-interior-design/>
18. <https://cobus-spaces.com/5-common-interior-design-problems-and-solutions/>
19. <https://www.insider.com/best-solutions-to-common-interior-design-problems-2021-6>

### Electronic Resources

1. [https://www.researchgate.net/profile/S-M-Labib/publication/312858098\\_Location\\_and\\_size\\_preference\\_for\\_apartments\\_in\\_Dhaka\\_and\\_prospect\\_of\\_real\\_estate\\_market/links/588899af4585150dde522b32/Location-and-size-preference-for-apartments-in-Dhaka-and-prospect-of-real-estate-market.pdf](https://www.researchgate.net/profile/S-M-Labib/publication/312858098_Location_and_size_preference_for_apartments_in_Dhaka_and_prospect_of_real_estate_market/links/588899af4585150dde522b32/Location-and-size-preference-for-apartments-in-Dhaka-and-prospect-of-real-estate-market.pdf)
2. <https://www.colorpsychology.org/>
3. <https://www.interiorsremembered.com/interior-design-company/the-impact-of-color-in-interior-design/>
4. <https://pepecalderindesign.com/how-colors-affect-your-interior-design-and-your-mood/>
6. <https://www.stoneside.com/resources/articles/interior-design-understanding-the-psychology-of-color-in-spaces>
7. <https://www.meister.com/en/inspiration/flooring-affects-room.html>
8. <https://surfacesreporter.com/articles/51668/how-floor-colour-impacts-the-look-and-feel-of-your-home>
9. <https://www.archdaily.com/977601/how-to-use-different-types-of-floors-in-the-same-environment>
10. <https://tuengr.com/V12/12A1H.pdf>