

# Multiple Light Store for Polytechnic Solution Using Data Science

Prof. Mahajan J.S<sup>1</sup>, Neha Kumari<sup>2</sup>, Chandani Kumari<sup>3</sup>, Sapna Kumari<sup>4</sup>

*HOD, Department of Computer Engineering<sup>1</sup>*

*Students, Department of Computer Engineering<sup>2,3,4</sup>*

*Navsahyadri Institute of Technology, Pune, India*

*Corresponding Author: Neha Kumari<sup>2</sup>*

Submitted: 05-04-2022

Revised: 16-04-2022

Accepted: 19-04-2022

**ABSTRACT:**The shown script organize by the students is the main part of involving student activities. It is the shown script analysis is exit manually that basically often biased. The analysis for the student based problems or solution specially diploma or engineering students. It is the solution of diploma course sequentially .Basically it is statically but some features are in have this application dynamically in under limit. In this we have all the activities that we have need to solve diploma course as well as videos by the form of solution our polytechnic. In this we have use very large task base on the used of Android based as well as computer.It is the relation between diploma students and his full-up course activities as well as performance.It is the help full for divert the actual goal of their course. we will increase their level with advance data science advance calculating system all are help full for to understand from home as well as any place . their main goal has to clear the course with reading or watching then understand.

## I. INTRODUCTION

Students solve the diploma's course queries from the students with the mind of students level extra activities as well as engineering.application of MLS we have include engineering calculator, practicals,manual,micro project,syllabus,notes.

Previous year question paper,Multiple choice question paper by the need of our syllabus, reference books, job information and vacancies, related videos of all branches in diploma engineering students.In this we have solve the numerical related our course of all branches who have need calculator.in this we can provides practicals of all branches,

See your confusing students we have solve the problem and easy way we have also provides practicals form of video as well as PDF. All our up to 6<sup>th</sup> semester we get different different micro projects so for confusing solution we have provide micro project semester selection wise as well as topic wise.first in diploma every students confusing on any browser to find our syllabus it is main for knowing the diploma course so in this we have provide your diploma all branches syllabus. For solving or practice for exam as well as increase our performance u can also need previous year question paper so it is also provides. As per our course some subjects of semester in MCQ ( multiple choice question) so we can provides our MLS application by sequentially manner of our selection branches and then semester . some times diploma student want to know in books so in this problem solution we put the reference book our MLS(multiple light store) application.we need for understanding of our branches syllabus so we provide handwritten notes of our syllabus. Again & again we all program we last we want understand with videos so it is also provides dynamically.all are in form of PDF videos.Our application's main work have to solve the diploma branches students problems sometime students has confused to find our materials so it make to solution all our diploma's queries form of sequential manner without confusion first select branch then select semester select subject then we have to what u select first if we select the syllabus then we get our syllabus with all these activities , same for all syllabus,notes, practical,previous year question paper,multiple choice questions, projects, reference book, job information and also same for video just we want to see practically.

### 1.1 MOTIVATION

This form is recognized by the data science to collection of data adding a academic sector and course sector of diploma departmental . In this students can motivate to increase their level application it is fresher performance activities. To do not expect to these level to development. That is biggest performance for students with spend time in this activities. Then the pass mission and vision of our computer department . we also know our department of computer science it main we have to do development of applications. So with this form we do it the first application by the form of capstone project so we lucky to attend this activities.

### 1.2 paper organization

The form of paper we can organized by given bellow:

1. knowing the background of our paper previous activities past details
2. Think about future to increase the level.
3. Planned the paper level in new version as well as better forming.
4. Do the experiment on it .
5. Checking the result pass fail ways.
6. Conclusion on it.

## II. BACKGROUND

As previous 10year ago up to this time some engineer found or develop this application but separate means diploma notes , diploma syllabus , diploma vacancy, calculator for diploma numerical,practical for diploma as well as like only of semester wise other wise only one subjects, but in this we have all the solution of full up diploma course or completely. like this but we have solution for all the combination.of these all application related to our diploma course statically as well as minimum dynamically.

### 2.1 logical background

#### A. data science

In this we can defined or analysis data about your source as well as topics. And in our application in this we can analysis the data about our diploma complete course in this we have collect data about diploma syllabus, practicals, previous year question paper ,diploma all year branch and semester wise notes, MCQ (multiple choice question) required by our subjects of branches and semester,collection of all these requirements.

### B. Flash reflection

It is the method of recognize the paper flashing or reflecting. In this we have get the all activities like click any bottom top with lightly reflection

### C. Sequential manner

First this paper to solve the separate solution to combination because of students confusion in sequential manner. This is easy to found any resources of diploma course.

### D. Calculating system

All today's generation known the smart works and all students known the diploma engineering Basically,It's studies depend on technically, logically, numerically so .if we look on branches of diploma computer science engineering mostly branches need the calculator as a calculation or calculating system.so for the solution of that we have provides the calculating system as a engineering calculator.

## III. METHODOLOGY

### A. Working

It is the solution of whole diploma semester as well as branches so its work like that repeat same step for we need from it.In this calculator gives results of your required question just we want solve it.And can need the any source of statically then as per your selection you get our source with the form of PDF.

### How it work?

Specially,It paper for diploma or polytechnic students with features of statically minimum dynamically as well as collection of data of diploma course by the help of login page by email three option are given to login that is facebook, swetter, instagram then we have get our all source of diploma / polytechnic course by sequential manner.

1. open our application that is Multiple Light Store (MLS).
2. Login with email three option are given below like:-facebook, switter, instagram.
3. Select the option that we want to need like calculator ,syllabus, notes, practicals,previous year question, MCQ, projects, reference book, job information , vacancy, videos.
4. Select any option of various option.
5. Select branch. Computer science engineering, Mechanical engineering,Electrical engineering,Civil engineering

6. Select the semester of our selected branch. 1<sup>st</sup> semester, 2<sup>nd</sup> semester, 3<sup>rd</sup> semester, 4<sup>th</sup> semester, 5<sup>th</sup> semester, 6<sup>th</sup> semester.
7. Select the subject of your selected branches selected semester . Get your result in PDF form as well as video form.
8. Back option has given by the form of “back”.
9. All touch activities with reflection.

**Login:-**

Username - email, facebook, switter, instagram.  
 Password - above software.

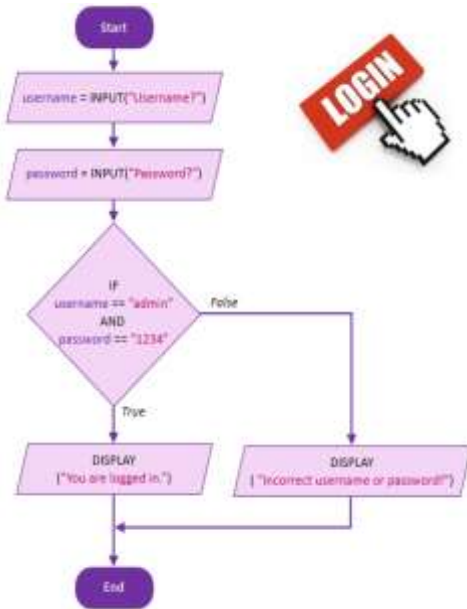
**Options:-**

**Multiple Light Store**

1. Calculator
2. Syllabus
3. Notes
4. Practicals
5. Previous year question
6. MCQ
7. Project
8. Reference book
9. Job information
10. Vacancy
11. Video

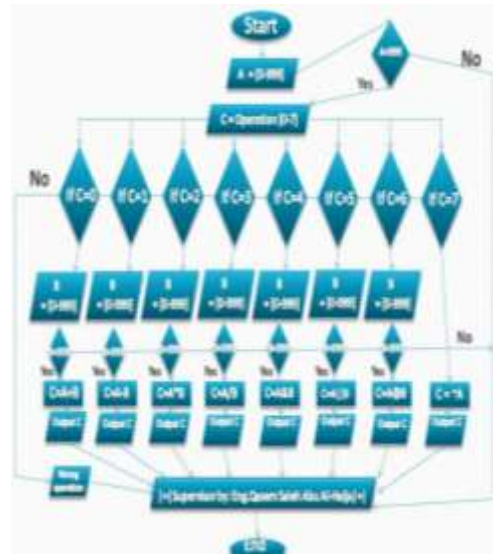
**FLOW OF dynamic part**

**LOGIN:-**



**Figure 1:login page**

**CALCULATING SYSTEM**



**Figure 2:calculator part**

**IV. ALGORITHM**

**For static result:-**

**Step 1: Start.**

**Step 2:** login in the system by user that is connected database with the help of method :-

```
SqlConnection con = new SqlConnection();
```

**Step 3:**After login the students have various options by the choosing statement switch case statement that is given below:-

- Calculator
- Syllabus
- Notes
- Practicals
- Previous year question
- MCQ
- Project
- Reference book
- Job information
- Vacancy
- Video

**Step 4:** After select our required source we get option for selection of your branch that is

1. Computer engineering
2. Mechanical engineering
3. Electrical engineering
4. Civil engineering

**Step 5:** After select the your branch we need to select your semester for your requirement.

1. 1<sup>st</sup> Semester
2. 2<sup>nd</sup> Semester
3. 3<sup>rd</sup> Semester
4. 4<sup>th</sup> Semester
5. 5<sup>th</sup> Semester
6. 6<sup>th</sup> Semester

**Step 6:** After select the semester of your branch we just need to select subject the we get your required source.

**Step 7:** It is common for Syllabus, Notes, Practicals, MCQ, Projects, Reference Book.

**Step 8: EXIT.**

**For dynamic result:-**

**Step 1: Start.**

**Step 2:** Login into the application by user .

**Step 3:** After login we have to various option in this we just select the Engineering calculator.

**Step 4:** calculator screen has display then perform the any calculation that is addition of two numbers.

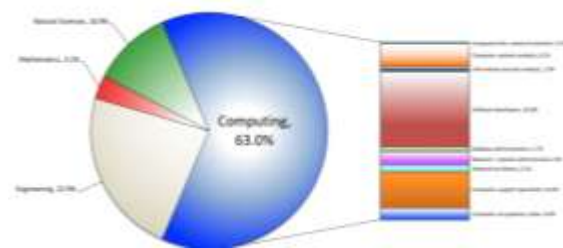
**Step 5:** calculation into the code of our calculator making program.

**Step 6:** Display on our output screen of your Engineering calculator.

**Step 7: Exit.**

## V. EXPERIMENTS AND RESULTS OF OUR APPLICATION

The experiment of our paper or application it is helpful for diploma students because of it's static and store application using data science and collection of data with the form of PDF. So it's not extra confusion app because it's solution to confusion



**Figure 3: Job information And vacancy**

## VI. CONCLUSION

We have create this application for to diploma students specially .In this we putted extraordinary all engineering apps to combination of all confusing source of related our diploma engineering course.

1. flash reflection of any touch activity
2. Advance bottom option with animation.
3. Information in videos and PDF form.
4. Multiple task in one application
5. Calculating system.

## VII. FUTURE WORK

Interested students handle the diploma course from home if his take app seriously because of it is a full-up diploma course application with the help of all solution.

In future it regret with help of many more future like advance in calculator system multi high level in job information and vacancies. We can update their version with new data and information form collection of data by data science. Increase the advance calculator system with add more features with the help of technically development in our sector that is Computer field or Computer Science. Flash will be converted in light is the field of brightness on layout, level, Bottom level, Frame of bottom , Video layout .

## ACKNOWLEDGEMENT

We are very thankful to our guide **Prof. J. S. Mahajan HOD of Computer Department**, who has been very concerned and has aided for all the material essential for the preparation of this paper, she helped us to explore this vast topic in an organized manner and provided us with all the ideas on how to work towards a research oriented venture.

## REFERENCES

- [1]. Selda Güney, Çağatay Berke Erdaş, "A Deep LSTM Approach for Activity Recognition", IEEE, 2019, INSPEC Accession Number: 18850775 , DOI: <https://doi.org/10.1109/TSP.2019.8768815>.
- [2]. P. K. Rachabathuni, "A survey on abstractive summarization techniques," 2017 International Conference on Inventive Computing and Informatics (ICICI), Coimbatore, 2017, pp. 762-765
- [3]. L. Gao and H. Chen, "An automatic extraction method based on synonym dictionary for web reptile question and answer," 2018 13th IEEE Conference on Industrial Electronics and Applications (ICIEA), Wuhan, 2018, pp. 375-378.
- [4]. Kunhua Zhong, Xueliang Zhao, "LSTM Networks for Mobile Human Activity Recognition", ResearchGate, 2016, DOI: <https://www.researchgate.net/deref/http%3A%2F%2Fdx.doi.org%2F10.2991%2Ficait-a-16.2016.13>.
- [5]. Mohib Ullah, Habib Ullah, Sultan Daud Khan, Faouzi Alaya Cheikh, "Stacked LSTM Network for Human Activity Recognition Using Smartphone Data", IEEE, 2019, INSPEC Accession Number: 19246075, DOI: 19246075,



<https://doi.org/10.1109/EUVIP47703.2019.8946180>.

- [6]. Magooda, M. A. Zahran, M. Rashwan, H. Raafat, and M. B. Fayek, "Vector Based Techniques for Short Answer Grading," Proceedings of the TwentyNinth International Florida Artificial Intelligence Research Society Conference, 2014, pp.238-243.