

“STOCK PRICE ANALYSIS WITH NEWS”

Ataish Nehra, Nikhil Mishra, Lisa Alphonso

Submitted: 15-04-2022

Revised: 27-04-2022

Accepted: 30-04-2022

Keywords: Stock, prediction, financial, neural networks

I. CHAPTER 1

INTRODUCTION

Financial backers can utilize financial exchange investigation to decide a security's inherent worth prior to putting resources into it. Specialists lead thorough examination prior to framing any securities exchange proposals. Stock experts attempt to foresee future exercises of a specific instrument, area, or market. Financial backers and brokers pursue value buying and selling decisions using stock investigation. Financial backers and brokers can get an edge in the business sectors by considering and examining recorded and current information and making informed decisions.

It is crucial for direct exploration preceding making a speculation. Individuals can make suppositions about a speculation's worth and future execution in the wake of leading careful review. Regardless of whether they are following stock exchanging proposals, it's smart to do an examination to be certain they are making a speculation that will pay off liberally.

At the point when individuals put resources into value, one gets a portion of an organization's stock with expectations of benefitting from the organization's expanded worth. Clients in all actuality do a recent report on the presentation and nature of all that they purchase, whether it's a vehicle or a telephone. It's something similar with a speculation. Clients are prepared to put away their well-deserved cash, in this way one should have a decent comprehension of what they are doing.

Gathering information has turned into a significant part of assessing individuals' activities and propensities. For sharing and trading thoughts, the Internet is utilized as a web-based learning stage. Individuals can utilize conspicuous web-based entertainment stages and individual web journals to impart their insights and ideas for an assortment of things and administrations effectively. Twitter, Facebook, and Google+ are

instances of informal communication stages that are utilized to impart insights. The financial exchange (SM) is a significant area of the economy that adds to the development of exchange and industry. Scientists have been keen on foreseeing SM movements, which is a notable theme. Online entertainment definitively mirrors the public's insights on recent developments.

Numerous information mining procedures are used to deal with varieties in the SM, since monetary news stories are accepted to meaningfully affect the pace of stock pattern costs. AI can assist with taking care of SM-related expectations in a more exact and solid manner. We needed to check whether there was a connection associating changes in an organization's stock cost and the public's offered viewpoints (feelings) in regards to it. Aside from different qualities, we concocted and conveyed a stock cost conjecture exactness strategy that considered public disposition. To appraise future stock qualities, the recommended calculation considers public feeling, suppositions, news, and past stock costs. We have chosen to involve News features to actually take a look at the varieties in the stock costs, as an illustration to help the point that news and current undertakings truly do impact financial exchange is the latest conflict news among Russia and Ukraine, which brought about the drop of market particularly Indian market which was in crores inside several hours of the conflict being formally declared by the Russian President. Our venture intends to investigate the impact of information and current undertaking occasions on the patterns of stocks utilizing AI methods.

II. CHAPTER 2

PROPOSED SYSTEM

2.1 REQUIREMENTS

RAM (8GB minimum), Intel i5 processor or higher, 500GB or higher SSD or HDD, Windows 7 or higher, Python 3.10.

2.2 METHODOLOGY

2.2.1 Data Mining.

Dataset statistics		Variable types	
Number of variables	28	Numeric	1
Number of observations	4098	Categorical	27
Missing cells	0		
Missing cells (%)	0.0%		
Duplicate rows	0		
Duplicate rows (%)	0.0%		
Total size in memory	896.6 KIB		
Average record size in memory	224.0 B		

Fig. 2.1 Data set overview.

The informational index in thought is a mix of the world news and stock cost shifts. Information goes from 2008 to 2016 and the information from 2000 to 2008 was rejected from Yahoo finance. There are 25 segments of top news features for every day in the information outline.

- Class 1-the stock cost expanded.
- Class 0-the stock cost remained something similar or diminished.

A. Data Visualisations.

Various visualisations to get a better view of the dataset being used for this project, are created using Pandas-profiling.

- Visualisations are depicted below for interactions and correlations (Fig 2.2 and Fig. 2.3).

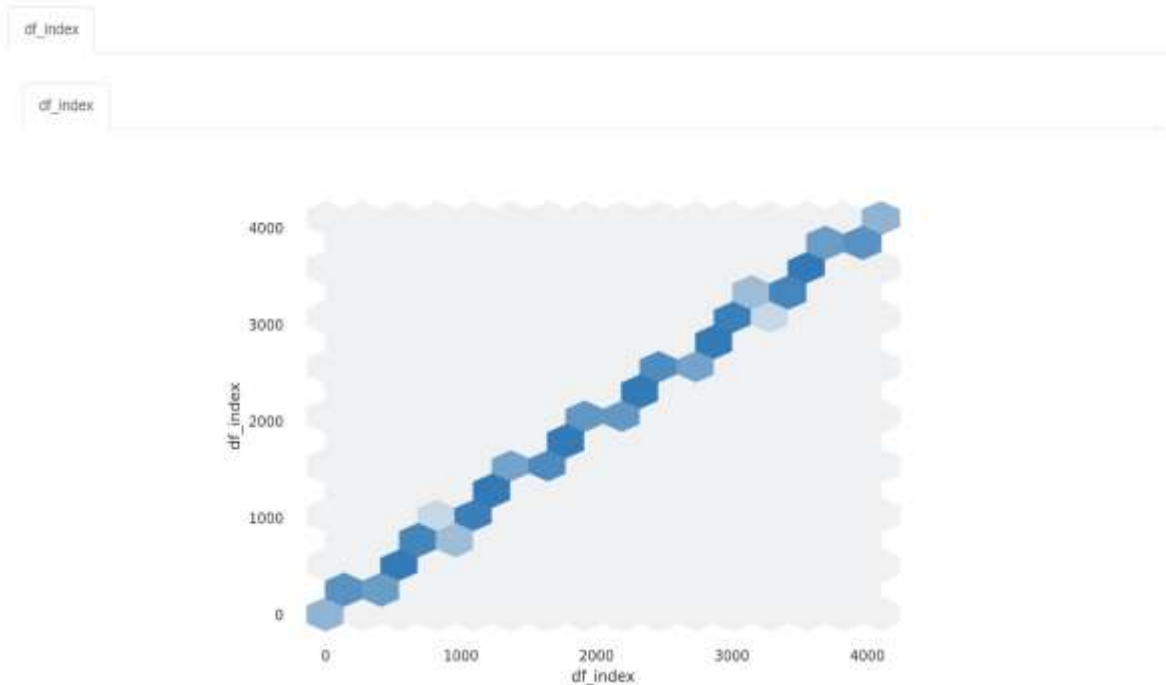


Fig. 2.2 Interaction between variables.

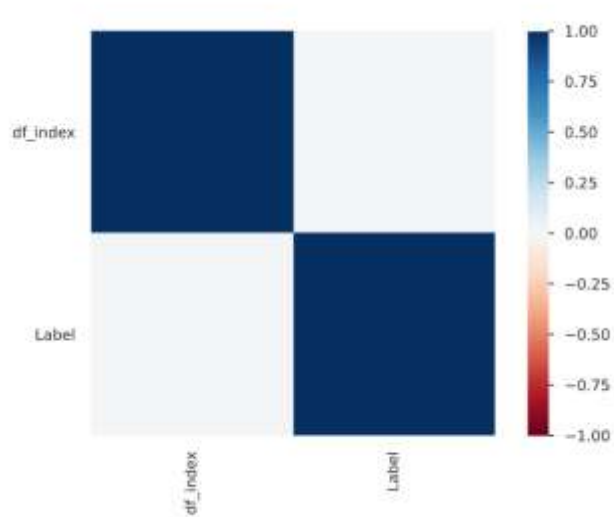


Fig. 2.3 Spearman's Correlation between Label and 'df_index' variable.

➤ Missing values are shown by Fig 2.4 and Fig 2.5 below in the form of visualisations.

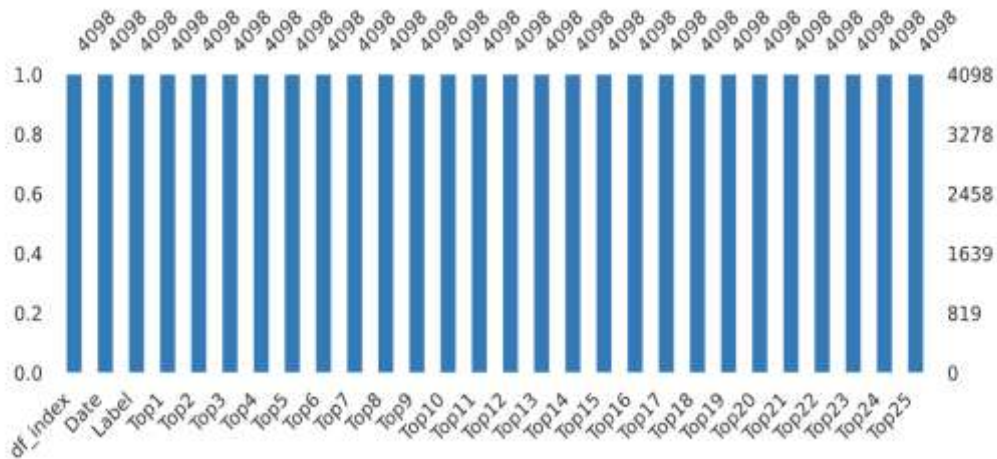


Fig. 2.4 A simple visualization of nullity by column (Count).

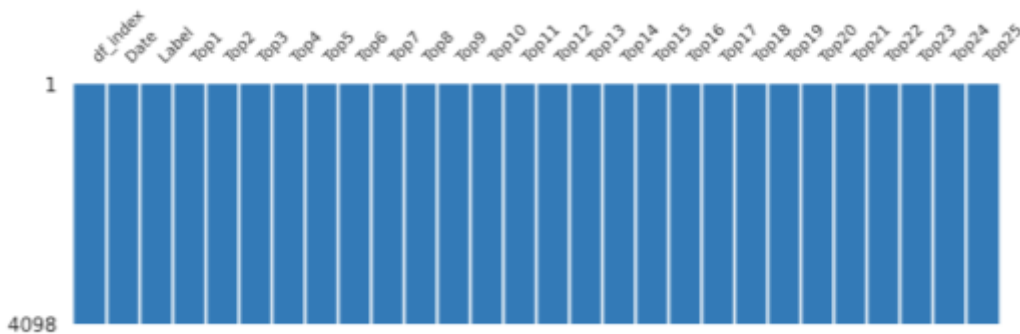


Fig. 2.5 A simple visualization of nullity by column(Matrix).

➤ Sample of the dataset that is prepared and used for our machine learning model are depicted by Fig 2.6 and Fig 2.7 given below.

First rows

df_index	Date	Label	Top1	Top2	Top3
0	2000-01-03	0	A 'hindrance to operations'; extracts from the leaked reports	Scorecard	Hughes' instan
1	2000-01-04	0	Scorecard	The best lake scene	Leader: Germ
2	2000-01-05	0	Coventry caught on courier by Flo	United's rivals on the road to Rio	Thatcher issue
3	2000-01-06	1	Pilgrim knows how to progress	Thatcher facing ban	Mclroy calls fo
4	2000-01-07	1	Hitches and Horlocks	Beckham off but United survive	Breast cancer
5	2000-01-10	1	Fifth round draw	BBC unveils secret weapon in ratings war: South Melbourne	Second Divisi
6	2000-01-11	1	Man Utd 2 - 0 South Melbourne	How North Atlantic drift could carry away Old Firm	Buoyant BBC I
7	2000-01-12	0	Newcastle seek new football supremo	Liverpool aim to speed up Heskey deal	Highlanders vc
8	2000-01-13	1	Burgling officials on the carpet	And in the red and raw corner it's 'Killer' MacKenzie	United put thei
9	2000-01-14	1	Pompey plump for Pulls work ethic	Roma under fire over Rolexes for referees	Preston Park T

Fig. 2.6 First 10 rows of the dataset.

Last rows

df_index	Date	Label	Top1
4088	2016-06-20	1	A staggering 87 percent of Venezuelans say they do not have money to buy enough food
4089	2016-06-21	1	An Australian athlete who has competed in six Paralympic Games has been robbed at gunpoint in the Brazilian city of Rio de Janeiro. Li
4090	2016-06-22	0	German government agrees to ban fracking indefinitely
4091	2016-06-23	1	Today The United Kingdom decides whether to remain in the European Union, or leave
4092	2016-06-24	0	David Cameron to Resign as PM After EU Referendum
4093	2016-06-27	0	Barclays and RBS shares suspended from trading after tanking more than 8%
4094	2016-06-28	1	2,500 Scientists To Australia: If You Want To Save The Great Barrier Reef, Stop Supporting Coal
4095	2016-06-29	1	Explosion At Airport In Istanbul
4096	2016-06-30	1	Jamaica proposes marijuana dispensers for tourists at airports following legalisation: The kiosks and desks would give people a license t
4097	2016-07-01	1	A 117-year-old woman in Mexico City finally received her birth certificate, and died a few hours later. Trinidad Alvarez Lira had waited ye

Fig. 2.7 Last 10 rows of the dataset.

III. CHAPTER 3

LITERATURE SURVEY.

1. Systematic analysis and review of stock market prediction techniques.

Expectation of securities exchange patterns is considered as a significant errand and is of incredible consideration as foreseeing stock costs effectively may prompt appealing benefits by going with legitimate choices. Securities exchange forecast is a significant test attributable to non-fixed, booming, and turbulent information, and

hence, the expectation becomes testing among the financial backers to put away the cash for creating gains. A few procedures are conceived in the current methods to foresee the financial exchange patterns. This work presents the itemized survey of 50 exploration papers proposing the strategies, as Bayesian model, Fuzzy classifier, Artificial Neural Networks (ANN), Support Vector Machine (SVM) classifier, Neural Network (NN), Machine Learning Methods, etc, in view of financial exchange expectation. The got papers are grouped in light of various forecast and bunching methods. The

exploration holes and the difficulties looked by the current procedures are recorded and explained, which assist the specialists with updating the future works. The works are breaking down utilizing certain datasets, programming devices, execution assessment measures, expectation strategies used, and execution accomplished by various methods. The usually involved method for achieving successful securities exchange forecast is ANN and the fluffy based procedure. Despite the fact that a ton of examination endeavours, the ongoing financial exchange expectation procedure actually have many cut-off points. From this study, it tends to be reasoned that the securities exchange forecast is an extremely mind-boggling task, and various variables ought to be considered for foreseeing the eventual fate of the market all the more precisely and productively.

2. Textual analysis of stock market prediction using breaking financial news: The AZFin text system.

The exploration looks at a prescient AI approach for monetary news stories examination utilizing a few different text-based portrayals: pack of words, thing phrases, and named elements. Through this methodology, we researched 9,211 monetary news stories and 10,259,042 stock statements covering the S&P 500 stocks during a multi week time frame. They applied an investigation to gauge a discrete stock cost twenty minutes after a news story was delivered. Utilizing a help vector machine (SVM) subsidiary exceptionally custom-made for discrete numeric forecast and models containing different stock-explicit factors, they showed that the model containing both article terms and stock cost at the hour of article discharge had the best presentation in closeness to the genuine future stock value (MSE 0.04261), a similar course of cost development as the future cost (57.1% directional exactness) and the best yield utilizing a mimicked exchanging motor (2.06% return). They further researched the different text-based portrayals and observed that a Proper Noun conspire performs better compared to the true norm of Bag of Words in every one of the three measurements.

3. Predicting the direction of stock market prices using random forest.

Foreseeing patterns in financial exchange costs has been an area of interest for specialists for a long time because of its intricate and dynamic nature. Natural instability in financial exchange across the globe makes the undertaking of forecast testing. Guaging and dispersion demonstrating,

albeit compelling can't be the panacea to the assorted scope of issues experienced in forecast, present moment or in any case. Market risk, emphatically connected with guaging mistakes, should be limited to guarantee insignificant gamble in speculation. The creators propose to limit guaging mistake by regarding the determining issue as an order issue, a well-known set-up of calculations in Machine learning. In this paper, we propose a clever method for limiting the gamble of interest in securities exchange by anticipating the profits of a stock utilizing a class of strong AI calculations known as outfit learning. A portion of the specialized markers, for example, Relative Strength Index (RSI), stochastic oscillator and so on are utilized as contributions to prepare our model. The learning model utilized is a gathering of various choice trees. The calculation is displayed to outflank existing algorithms found in the writing. Out of Bag (OOB) blunder gauges have been viewed as empowering. Watchwords: Random Forest Classifier, stock cost estimating, Exponential smoothing, include extraction, OOB mistake and assembly.

4. Stock market random forest-text mining system mining critical indicators of stock market movements.

Securities exchange (SM) is accepted to be a huge area of an unregulated economy as it assumes a vital part in the development of business and industry of a country. The rising significance of SMs and their immediate effect on economy were the fundamental explanations behind dissecting SM developments. The need to decide early advance notice pointers for SM emergency has been the focal point of concentrate by numerous financial experts and lawmakers. While most investigation into the ID of these basic markers applied information mining to uncover stowed away information, not very many endeavoured to embrace a text mining approach. This paper exhibits how text mining joined with Random Forest calculation can offer an original way to deal with the extraction of basic markers, and order of related news stories. The discoveries of this review broaden the ongoing characterization of basic markers from three to eight classes; it additionally shows that Random Forest can beat different classifiers and produce high precision.

5. Random Forest Based Feature Selection of Macroeconomic Variables for Stock Market Prediction.

A company's value cost on the financial exchange is accounted for to be firmly connected

with the Macroeconomic Variable (MVs) of the country where the firm exchanges. Therefore, specialists, market dealers, monetary investigators and forecasters to look at the relationship among MVs and stock-cost have done various examinations, utilizing time-series measurable investigation techniques like Autoregressive Integrated Moving Average (ARIMA), Autoregressive Moving Average (ARMA) and Generalized Autoregressive Conditional Heteroscedasticity (GARCH). In any case, these strategies are accounted for to experience the ill effects of restricted prescient power and prohibitive suspicions. Moreover, in quest for ways of curing these scarcities and constraints inside these strategies, a few analysts have inspected uncountable AI methods for estimating the financial exchanges patterns and going with exchanging choices utilizing macroeconomic factors. Then again, a higher level of these investigations focused on the stock record forecast and dismissed the variety of MVs that impact different area files. In resolving the issues over, this study looks to inspect the level of importance between various areas stock-cost and MVs and foresee a 30-day head stock-cost utilizing Random Forest (RF) with a further develop leave-one-out cross-approval strategy and Long Short-Term Memory Recurrent Neural Network (LSTM-RNN). An observational examination of the proposed model over the Ghana Stock Exchange (GSE) displays high forecast exactness and better mean outright mistake contrasted and other time-series methods. It can, consequently, be surmised from the aftermaths that the proposed securities exchange expectation with MVs, gives a proficient way to deal with programmed ID and extraction of MVs that influence assorted area stock and proposition an exact forecast of a stock's future cost.

6. SMART : Stock Market Analyst Rating Technique Using Naive Bayes Classifier.

As of now there are a ton of investigators and specialists who give out suggestions to laymen in regards to the activities of the financial exchange and noting the when and where of interests in the securities exchange. The framework created intends to make a fair appraising framework that will break down and measure the presentation of securities exchange examiners. Our framework will hold these investigators' unwavering quality within proper limits by breaking down their presentation and giving a rating to every one of these experts on a 5 star rating framework. The suggestions given by the examiners will be dissected and factors

applicable to the achievement/disappointment of the proposal will be put away. The framework will then, at that point, utilize the Naive Bayes classifier to give a rating on the elements along these lines separated. The undertaking will assist with shortening issues like clumsy experts and all the while give an arrangement of reference to perceive how great an investigator is at his/her work.

7. Real time sentiment analysis of tweets using Naive Bayes.

Twitter 1 is a miniature writing for a blog site which gives stage to individuals to share and communicate their perspectives about subjects, happenings, items and different administrations. Tweets can be grouped into various classes in light of their importance with the subject looked. Different Machine Learning calculations are presently utilized in grouping of tweets into positive and negative classes in light of their opinions, for example, Baseline, Naive Bayes Classifier, Support Vector Machine and so forth. This paper contains execution of Naive Bayes utilizing sentiment140 preparing information utilizing Twitter data set and propose a strategy to further develop characterization. Utilization of SentiWordNet alongside Naive Bayes can further develop exactness of grouping of tweets, by giving energy, antagonism and objectivity score of words present in tweets. For real execution of this framework python with NLTK and python-Twitter APIs are utilized.

8. STOCK MARKET PREDICTION WITH GAUSSIAN NAÏVE BAYES MACHINE LEARNING ALGORITHM.

The securities exchange is one of the critical areas of a nation's economy. It gives financial backers a chance to contribute and acquire profits from their speculation. Foreseeing the securities exchange is an extremely difficult errand and has drawn in genuine interest from analysts from many fields like measurements, computerized reasoning, financial aspects, and money. An exact forecast of the securities exchange decreases venture risk on the lookout. Various methodologies have been utilized to anticipate the financial exchange. The exhibitions of Machine learning (ML) models are regularly better than those of measurable and econometric models. The capacity of Gaussian Naïve Bayes ML calculation to foresee stock cost development has not been tended to appropriately in the current writing, henceforth this work endeavor to fill that hole by assessing the exhibition of GNB calculation when joined with various component scaling and element extraction

procedures in stock cost development expectation. The exhibition of the GNB models set up were positioned involving the Kendall's trial of concordance for the different assessment measurements utilized. That's what the outcomes demonstrated, the prescient model in light of reconciliation of GNB calculation and Linear Discriminant Analysis (GNB_LDA) outflanked the wide range of various models of GNB considered in three of the four assessment measurements (i.e., precision, F1-score, and AUC). Likewise, the prescient model in light of coordination of GNB calculation, Min-Max scaling, and PCA delivered the best position utilizing the explicitness results. Also, GNB delivered better execution with Min-Max scaling method than it does with normalization scaling procedures.

9. Fast and Accurate Sentiment Classification Using an Enhanced Naive Bayes Model.

In the paper, researchers have investigated various strategies for working on the precision of a Naive Bayes classifier for opinion examination. They saw that a mix of strategies like viable refutation dealing with, word n-grams and element determination by shared data brings about a critical improvement in exactness. This suggests that a profoundly precise and quick opinion classifier can be assembled utilizing a straightforward Naive Bayes model that has direct preparation and testing time intricacies. They accomplished an exactness of 88.80% on the famous IMDB film surveys dataset. The proposed technique can be summed up to

various text arrangement issues for further developing rate and exactness.

10. Predicting the Unpredictable: An Application of Machine Learning Algorithms in Indian Stock Market.

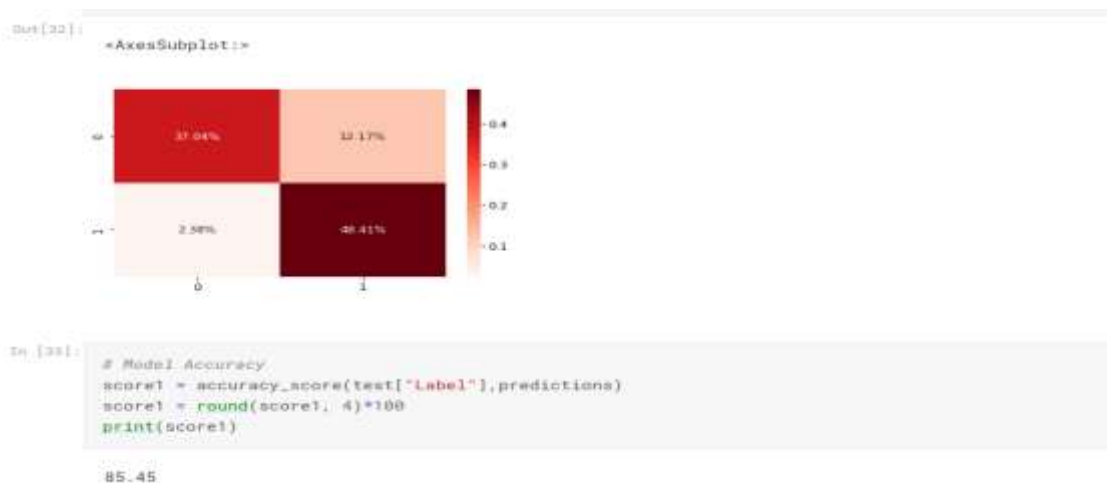
The stock exchange is a famous speculation choice for financial backers in light of its normal exceptional yields. Securities exchange expectation is a mind-boggling assignment to accomplish with the assistance of computerized reasoning. Since stock costs rely upon many elements, remembering patterns and news for the market. Nonetheless, as of late, numerous imaginative procedures and models have been proposed and applied to proficiently and precisely figure the way of behaving of the financial exchange. This paper presents a relative investigation of key and specialized examination in view of various boundaries. We additionally talk about a similar Analysis of different forecast procedures used to anticipate stock cost. These systems incorporate specialized examination like time series investigation and AI calculations like the counterfeit brain organization (ANN). Alongside them, scarcely any analysts zeroed in on the text-based examination of stock costs by persistent investigating the public feelings from online entertainment and other news sources. Different methodologies are thought about in light of philosophies, datasets, and productivity with the assistance of perception.

IV. CHAPTER 4

RESULT.

4.1. Output:

Fig. 4.1 Showing the accuracy for the model's prediction.



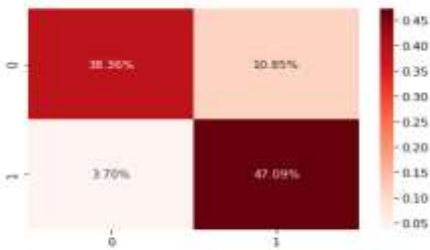
In [34]:

```
# Classification Report of the model
print(classification_report(test['Label'], predictions))
```

	precision	recall	f1-score	support
0	0.94	0.75	0.84	186
1	0.80	0.95	0.87	192
accuracy			0.85	378
macro avg	0.87	0.85	0.85	378
weighted avg	0.87	0.85	0.85	378

Fig 4.2 Depicting the report for classification (Performance metrics).

➤ **RandomForest Bag of Words:**



In [48]:

```
# Accuracy Score
score2 = accuracy_score(test["Label"], predictions)
score2 = round(score2, 4)*100
print(score2)
```

85.45

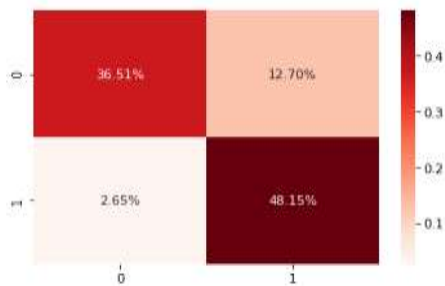
In [41]:

```
# Classification Report

print(classification_report(test['Label'], predictions))
```

	precision	recall	f1-score	support
0	0.91	0.78	0.84	186
1	0.81	0.93	0.87	192
accuracy			0.85	378
macro avg	0.86	0.85	0.85	378
weighted avg	0.86	0.85	0.85	378

Fig 4.3 Random Forest TF_IDF.



17):

```
# Accuracy Score of the model

score3 = accuracy_score(test["Label"], predictions)
score3 = round(score3, 4)*100
print(score3)
```

84.66

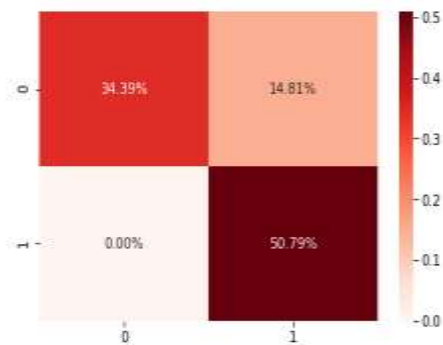
In [48]:

```
# Classification report of the model

print(classification_report(test['Label'], predictions))
```

	precision	recall	f1-score	support
0	0.93	0.74	0.83	186
1	0.79	0.95	0.86	192
accuracy			0.85	378
macro avg	0.86	0.84	0.84	378
weighted avg	0.86	0.85	0.84	378

➤ **Naive Bayes Bag of Words:**



n [53]:

```
# Accuracy score of the model

score4 = accuracy_score(test["Label"], predictions)
score4 = round(score4, 4)*100
print(score4)
```

85.19

In [54]:

```
# Classification Report of the Model

report= classification_report(test['Label'],predictions)
print(report)
```

	precision	recall	f1-score	support
0	1.00	0.70	0.82	186
1	0.77	1.00	0.87	192
accuracy			0.85	378
macro avg	0.89	0.85	0.85	378
weighted avg	0.89	0.85	0.85	378

Fig 4.4 Naive Bayes – Tf_IDF

	Model	Accuracy_score
0	Random Forest (Bow)	85.45
1	Random Forest (TF-IDF)	85.45
3	Naive Bayes (TF-IDF)	85.19
2	Naive Bayes (BoW)	84.66

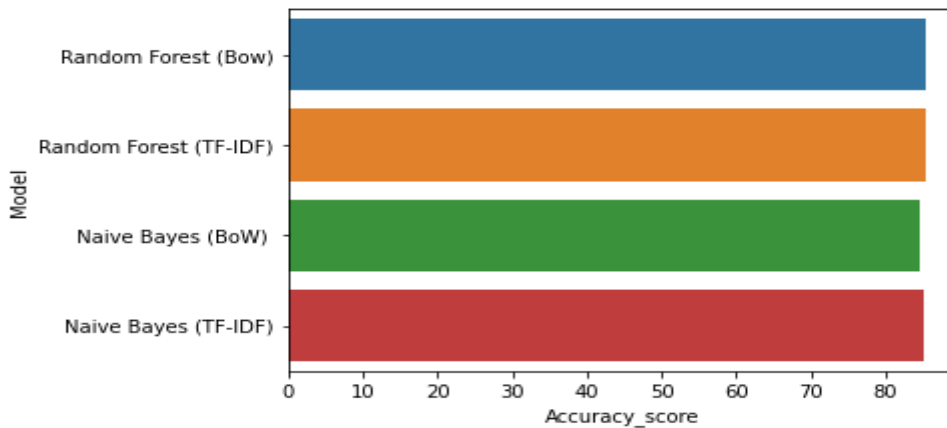


Fig 4.5 Final prediction model for the two algorithms used; random forest and naïve bayes.

The aforementioned figures clearly depict the accuracy scores obtained from two sets of

algorithms; random forest and naïve bayes, are above the score of 80. This score clearly shows the

success of the test dataset and that the model has a success for the performance metrics as well. Hence, showing that machine learning and artificial intelligence can help in predicting the nature of the stock trends with respect to the latest news headlines.

4.2. Future Enhancements:

1. The model can be converted into a mobile application, making it easier for normal people with day-to-day trading. A lot of working people indulge in stock business through applications like 'Zerodha' and having an application that can show the effect on stocks by real-time news headlines, can greatly help beginners and common people analyse everyday stock trends to make a profit or avoid a loss.
2. A web extension can be created using python or JavaScript and it can be linked to any browser like Bing, Firefox or Google Chrome. These browsers generally have news headlines being displayed on their home page. The web extension could just show a positive sign or a negative sign with the news headlines depicting a positive or a negative effect of that news on the desired primary and secondary stocks we have chosen.
3. A desktop application can be linked with real-time news via some source like 'Times of India' for real time streaming. The desktop application can be made using 'Tkinter' library with a basic GUI (Graphical user interface) depicting the trends in stocks with respect to the news.

4.3. Conclusion:

The aforementioned output and future enhancements, clearly shows that the model created using machine learning helps in automating prediction for stock analysis. Our model can accurately predict whether stock prices will have a positive or negative impact with the latest news. The model will not only help stock brokers and governments but also common people who are involved in day-to-day trading for smaller profits.

REFERENCES.

- [1]. Schumaker, R.P. and Chen, H., 2009. Textual analysis of stock market prediction using breaking financial news: The AZFin text system. *ACM Transactions on Information Systems (TOIS)*, 27(2), pp.1-19.
- [2]. Gandhmal, D.P. and Kumar, K., 2019. Systematic analysis and review of stock market prediction techniques. *Computer Science Review*, 34, p.100190.
- [3]. Khaidem, L., Saha, S. and Dey, S.R., 2016. Predicting the direction of stock market prices using random forest. *arXiv preprint arXiv:1605.00003*.
- [4]. Elagamy, M.N., Stanier, C. and Sharp, B., 2018, April. Stock market random forest-text mining system mining critical indicators of stock market movements. In 2018 2nd International Conference on Natural Language and Speech Processing (ICNLSP) (pp. 1-8). IEEE.
- [5]. Nti, K.O., Adekoya, A. and Weyori, B., 2019. Random forest based feature selection of macroeconomic variables for stock market prediction. *American Journal of Applied Sciences*, 16(7), pp.200-212.
- [6]. Bhandare, Y., Bharsawade, S., Nayyar, D., Phadtare, O. and Gore, D., 2020, June. SMART: Stock Market Analyst Rating Technique Using Naive Bayes Classifier. In 2020 International Conference for Emerging Technology (INCET) (pp. 1-4). IEEE.
- [7]. Goel, A., Gautam, J. and Kumar, S., 2016, October. Real time sentiment analysis of tweets using Naive Bayes. In 2016 2nd International Conference on Next Generation Computing Technologies (NGCT) (pp. 257-261). IEEE.
- [8]. Ampomah, E.K., Nyame, G., Qin, Z., Addo, P.C., Gyamfi, E.O. and Gyan, M., 2021. Stock Market Prediction with Gaussian Naïve Bayes Machine Learning Algorithm. *Informatica*, 45(2).
- [9]. Narayanan, V., Arora, I. and Bhatia, A., 2013, October. Fast and accurate sentiment classification using an enhanced Naive Bayes model. In *International Conference on Intelligent Data Engineering and Automated Learning* (pp. 194-201). Springer, Berlin, Heidelberg.
- [10]. Saini, A. and Sharma, A., 2019. Predicting the unpredictable: an application of machine learning algorithms in Indian stock market. *Annals of Data Science*, pp.1-9.